

**SA**

**TRAILER**

**& CHASSIS EQUIPMENT**

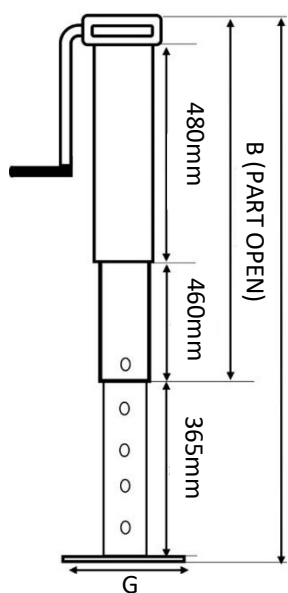
# **SAT STANDS & PARTS**



**136 Port Wakefield Road, CAVAN SA 5094**

**Ph. 08 8262 7170 Fax. 08 8262 6123**

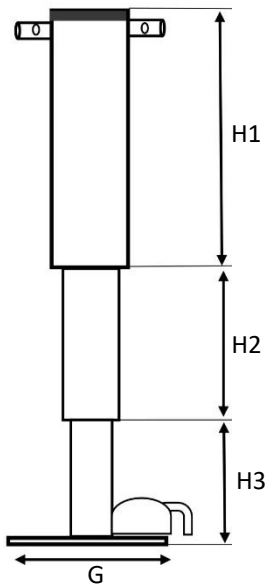
**[www.satrailer.com.au](http://www.satrailer.com.au)**



**SABD-03E4**

2 TON SIDE WIND STAND c/w  
DROP LEG no TUBE MOUNT

OUTER TUBE (mm)	LOAD CAPACITY (KG)	SURFACE FINISH	A (CLOSED)	B (PART OPEN)	C (FULLY OPEN)	G
65mm(SQ)	2 TON	GREY	610mm	1020mm	1365mm	201mm x 140mm

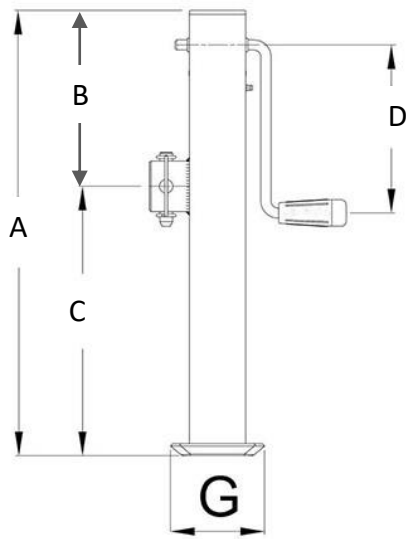


**SAS45**

4.5 TON ZINC PLATED STAND  
c/w DROP LEG

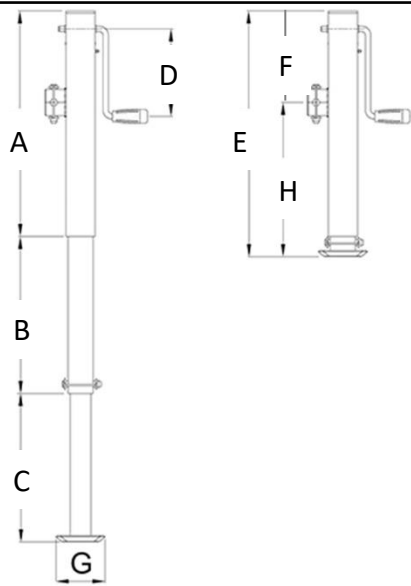


OUTER TUBE (mm)	LOAD CAPACITY (KG)	SURFACE FINISH	D (CLOSED)	H1	H2	H3	G
105mm(SQ)	4.5 TON	ZINC	700mm	612mm	320mm	390mm	202 x 217mm




**SAS1WTM**  
SAT 1 TON SIDE WIND STAND  
c/w TUBE MOUNT ONLY

OUTER TUBE (mm)	LOAD CAPACITY (KG)	SURFACE FINISH	A(mm) (CLOSED)	A(mm) (OPEN)	B (mm)	C (mm)	D (mm)	G (mm)
57Φ	1 TON	ZINC	420	685	190	230	150	100 x 190



**SAS2WTM**  
SAT 2 TON SIDE WIND STAND  
c/w TUBE MOUNT & DROP LEG

OUTER TUBE (mm)	LOAD CAPACITY (KG)	SURFACE FINISH	A (mm)	B (mm)	C (mm)	D (mm)	E(mm) (CLOSED)	E(mm) (OPEN)	F (mm)	G (mm)	H (mm)
63.5 SQ	2 TON	ZINC	555	410	350	220	625	1355	220	100 x 190	410

PART NO.	DESCRIPTION	
<b>SASSOTM</b>	SPARE OUTER TUBE MOUNT TO SUIT SAS1WTM & SAS2WTM	
<b>SASSPC</b>	SPARE PIN & CHAIN FOR TUBE MOUNT TO SUIT SAS1WTM & SAS2WTM	