

- POLYBLOCK SWIVEL COUPLING



PB75F

**POLYBLOCK SWIVEL COUPLING ONLY
to suit 3/4" PIN (WELD ON)**

WEIGHT RATING: 3000KG

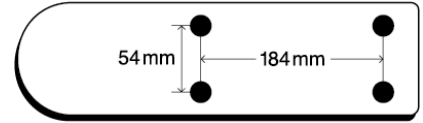


PB75FHD

**POLYBLOCK SWIVEL COUPLING ONLY
to suit 1" PIN (WELD ON)**

WEIGHT RATING: 3500KG

- POLYBLOCK OVER-RIDE COUPLING



PBMORO

POLYBLOCK MECHANICAL OVER-RIDE COUPLING ONLY

WEIGHT RATING: 2000KG



PBMOR

POLYBLOCK MECHANICAL OVER-RIDE COUPLING c/w LEVER

WEIGHT RATING: 2000KG









PBHOR19

POLYBLOCK HYDRAULIC OVER-RIDE COUPLING c/w 19mm CYLINDER

WEIGHT RATING: 2000KG



	PART NO	DESCRIPTION
	PBCFP19	CAR FITTING & 3/4" PIN (suit car)
	PBCFP25	CAR FITTING & 1" PIN (suit car)
	PB7575	STD POLYBLOCK ONLY
	PBY	YOKE FOR POLYBLOCK
	PBSLP19	3/4" SPRING LOADED PIN c/w CLIP
	PBSLP25	1" SPRING LOADED PIN c/w CLIP
	PBLP	LINCH PIN