



SABD-03A

STATIC CAPACITY (KG):
300

540mm
(CLOSED HEIGHT)

810mm
(OPEN HEIGHT)

170mm

6" JOCKEY WHEEL c/w CLAMP



SABD-03A2

STATIC CAPACITY (KG):
300

540mm
(CLOSED HEIGHT)

810mm
(OPEN HEIGHT)

170mm

6" JOCKEY WHEEL c/w LARGE DOUBLE LOCKING PIN BRACKET



SABD-03B

STATIC CAPACITY (KG):
300

570mm
(CLOSED HEIGHT)

835mm
(OPEN HEIGHT)

165mm

6 x 2" SIDE WIND JOCKEY WHEEL c/w DOUBLE LOCKING PIN BRACKET



SABD-03G1

STATIC CAPACITY (KG):
300

600mm
(CLOSED HEIGHT)

870mm
(OPEN HEIGHT)


230mm

8" JOCKEY WHEEL c/w LARGE DOUBLE LOCKING PIN BRACKET



**10" PNEUMATIC JOCKEY WHEEL
c/w CLAMP**

**10" PNEUMATIC JOCKEY WHEEL c/w
LARGE DOUBLE LOCKING PIN BRACKET**



SA6HD-SA07

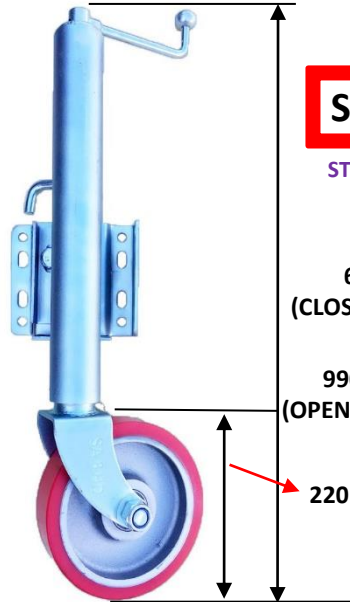
STATIC CAPACITY (KG):
600

670mm
(CLOSED HEIGHT)

970mm
(OPEN HEIGHT)

195mm

**6 x 2 HEAVY DUTY JOCKEY WHEEL
c/w SINGLE LOCKING PIN BRACKET**



SA8HD-SA07

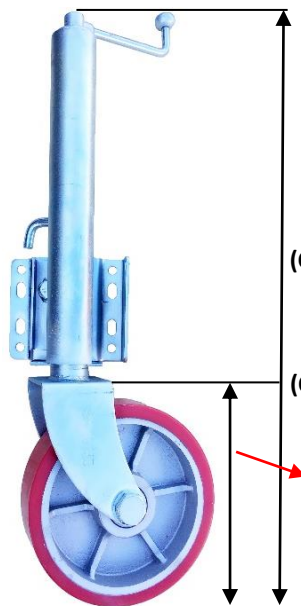
STATIC CAPACITY (KG):
1000

690mm
(CLOSED HEIGHT)

990mm
(OPEN HEIGHT)

220mm

**8 x 2 HEAVY DUTY JOCKEY WHEEL
c/w SINGLE LOCKING PIN BRACKET**



SA10HD-SA07

STATIC CAPACITY (KG):
1500

770mm
(CLOSED HEIGHT)

1030mm
(OPEN HEIGHT)

290mm

**10 x 2 HEAVY DUTY JOCKEY WHEEL
c/w SINGLE LOCKING PIN BRACKET**

PART NO.	DESCRIPTION	
SASTB	SA SMALL THRUST BEARING	
SALTB	SA LARGE THRUST BEARING	
SA810SS/SN	SA H/D SCREWED SHAFT & NUT	
SABDWH	SA J/WHEEL HANDLE TO SUIT SABD J/WHEEL	
SA8WH	SA H/D J/WHEEL HANDLE TO SUIT SA8HD	
SA10WH	SA H/D J/WHEEL HANDLE TO SUIT SA10HD	
SA07	SINGLE LOCKING PIN BRACKET	
SA200X50	200 x 50 (8'') CAST/POLY WHEEL	
SA250X60	250 x 60 (10'') CAST/POLY WHEEL	