


# COUPLING

## TREG

- **POLYBLOCK SWIVEL COUPLING**



**PB75F**

**POLYBLOCK SWIVEL COUPLING ONLY  
to suit 3/4" PIN (WELD ON)**

WEIGHT RATING: 3000KG



**PB75FHD**

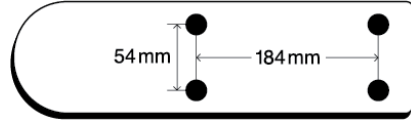
**POLYBLOCK SWIVEL COUPLING ONLY  
to suit 1" PIN (WELD ON)**

WEIGHT RATING: 3500KG

# COUPLING

## TREG


- **POLYBLOCK OVER-RIDE COUPLING**



### PBMORO

### POLYBLOCK MECHANICAL OVER-RIDE COUPLING ONLY


WEIGHT RATING: 2000KG



### PBMOR

### POLYBLOCK MECHANICAL OVER-RIDE COUPLING c/w LEVER

WEIGHT RATING: 2000KG



### PBHOR19








### POLYBLOCK HYDRAULIC OVER-RIDE COUPLING c/w 19mm CYLINDER

WEIGHT RATING: 2000KG



# COUPLING

## TREG

	PART NUMBER	DESCRIPTION
	<b>PBCFP19</b>	CAR FITTING & 3/4" PIN (suit car)
	<b>PBCFP25</b>	CAR FITTING & 1" PIN (suit car)
	<b>PB7575</b>	STD POLYBLOCK ONLY
	<b>PBY</b>	YOKE FOR POLYBLOCK
	<b>PBSLP19</b>	3/4" SPRING LOADED PIN c/w CLIP
	<b>PBSLP25</b>	1" SPRING LOADED PIN c/w CLIP
	<b>PBLP</b>	LINCH PIN