

COUPLING

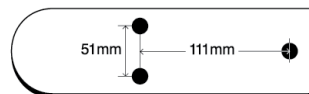
TRIGG BROS

- **FIXED COUPLING**



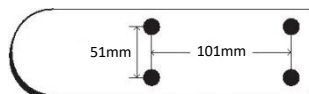
A1503
50mm 3 HOLE COUPLING
c/w ADJUSTER

WEIGHT RATING: 2000KG



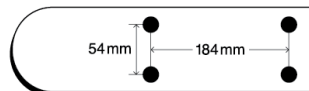
A1504
50mm 4 HOLE COUPLING
c/w ADJUSTER

WEIGHT RATING: 2000KG



A900
50mm ELECTRIC COUPLING
c/w LEVER

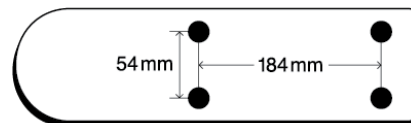
WEIGHT RATING: 3500KG



COUPLING

TRIGG BROS

- **OVER-RIDE COUPLING**



A800-H

**50mm MECHANICAL OVER-RIDE
COUPLING ONLY**

WEIGHT RATING: 2000KG



A800-807

**50mm MECHANICAL OVER-RIDE
COUPLING c/w LEVER**


WEIGHT RATING: 2000KG



A800-01

**50mm HYDRAULIC OVER-RIDE
COUPLING c/w 19mm CYLINDER**

WEIGHT RATING: 2000KG



A800-02

**50mm HYDRAULIC OVER-RIDE
COUPLING c/w 22mm CYLINDER**

WEIGHT RATING: 2000KG

COUPLING

TRIGG BROS

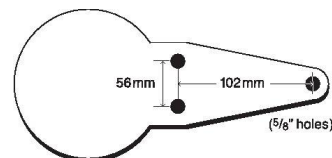
• RING COUPLING



A760

3" RING FIXED COUPLING (3 HOLE)

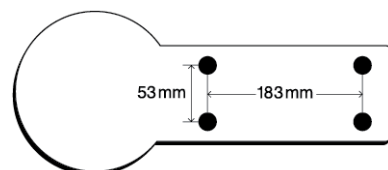
WEIGHT RATING: 3000KG



A795

3" RING FIXED COUPLING (4 HOLE)

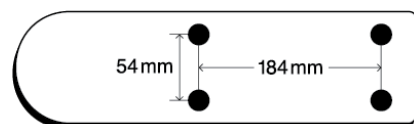
WEIGHT RATING: 6000KG



A790

3" RING MECHANICAL OVER-RIDE COUPLING c/w LEVER

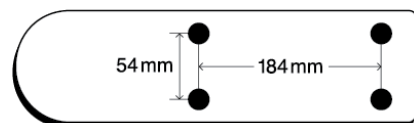
WEIGHT RATING: 2000KG



A790-02

3" RING HYDRAULIC OVER-RIDE COUPLING c/w 19mm CYLINDER & ANTI SWIVEL PLATE

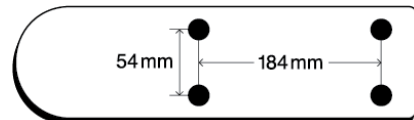
WEIGHT RATING: 2000KG



COUPLING

TRIGG BROS

• POLYBLOCK COUPLING



PB700

**POLYBLOCK MECHANICAL OVER-RIDE
COUPLING ONLY**

WEIGHT RATING: 2000KG

PB700-807

**POLYBLOCK MECHANICAL OVER-RIDE
COUPLING c/w LEVER**

WEIGHT RATING: 2000KG

PB700-01

**POLYBLOCK HYDRAULIC OVER-RIDE
COUPLING c/w 19mm CYLINDER**

WEIGHT RATING: 2000KG


PB750

POLYBLOCK SWIVEL COUPLING ONLY

WEIGHT RATING: 3000KG

COUPLING

TRIGG BROS

	PART NUMBER	DESCRIPTION
	A803ASS	MASTER CYLINDER MOUNT BRACKET, LEVER & CATCH
	A803-34	MASTER CYLINDER MOUNT BRACKET c/w 19mm CYLINDER
	A803-78	MASTER CYLINDER MOUNT BRACKET c/w 22mm CYLINDER
	A807	MECHANICAL BASE PLATE & LEVER to suit BALL COUPLING
	A790/MBP	MECHANICAL ANTI SWIVEL BASE PLATE & LEVER to suit RING COUPLING
	A790/HBP	HYDRAULIC ANTI SWIVEL BASE PLATE & LEVER to suit RING COUPLING
	PB701/706	POLYBLOCK 19mm CAR FITTING & PIN