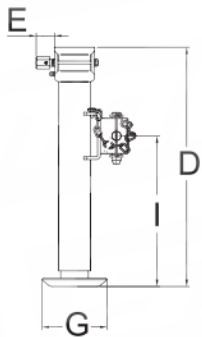


LT2103
51mm RD Side Wind Z/P Tube
Mount Stand no drop leg



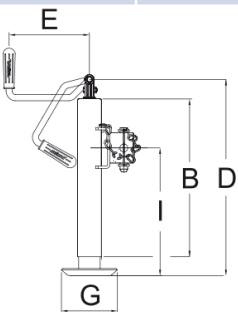
LT3153
57mm RD Side Wind Z/P Tube
Mount Stand no drop leg

Part No.	Outer Tube mm ²	Weight KG	Load Capacity KG	D	E	G	I
LT3153	57 RD	7.1	1300	560	168	120x165	405



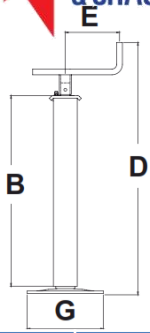
LR3152/19
57mm RD Z/P Tube Mount Stand
c/w Handle no drop leg

Part No.	Outer Tube mm ²	Weight KG	Load Capacity KG	D mm	E mm	G mm	I mm
LR3152/19	57 RD	7.1	1300	560	19x30	120x165	406



ST3154
57mm RD Top Wind Z/P Tube
Mount Stand no drop leg

Part No.	Outer Tube mm ²	Weight KG	Load Capacity KG	B	D	E	G	I
ST3154	57 RD	6.4	1300	455	535	168	120x165	390

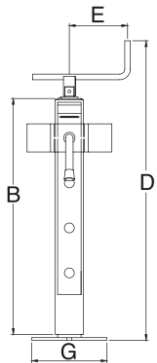


P560
70mm SQ Top Wind Red
Ag Stand no drop leg



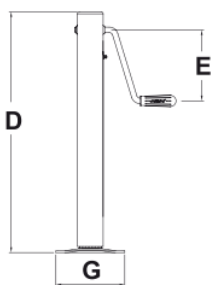
P575
80mm SQ Top Wind Red
Ag Stand no drop leg

Part No.	Outer Tube mm ²	Weight KG	Load Capacity KG	B	D	E	G
P560	70 SQ	8.2	1000	500	670	185	160
P575	80 SQ	11	1200	500	670	185	200



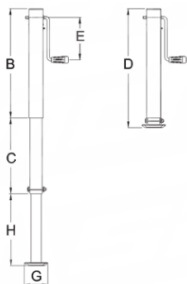
PE595
70mm SQ Top Wind Red Ag
Stand & Bracket no drop leg

Part No.	Outer Tube mm ²	Weight KG	Load Capacity KG	B	D	E	G
PE595	70 SQ	11.5	1000	500	670	185	160




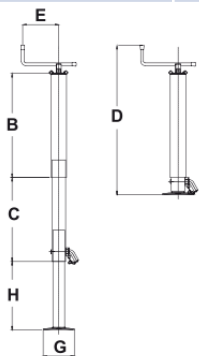
DG590
70mm SQ Side Wind Red Stand &
Bracket (no Drop Leg) 1500kg

Part No.	Outer Tube mm ²	Weight KG	Load Capacity KG	D	E	G
DG590	70 SQ	8.4	1500	530	175	120x165



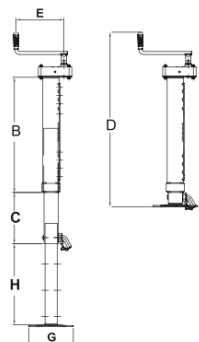
DG600/3SFW
70mm SQ Side Wind Zinc Plated
Stand c/w drop leg (3 stage wind)

Part No.	Outer Tube mm ²	Weight KG	Load Capacity KG	B	C	D	E	G	H
DG600/3SFW	70 SQ	11.9	2000	340	300	635	210	120x165	340



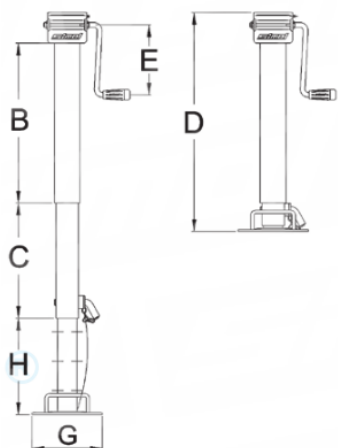
P575/3SF
80mm SQ Top Wind Red Ag Stand
c/w Drop Leg

Part No.	Outer Tube mm ²	Weight KG	Load Capacity KG	B	C	D	E	G	H
P575/3SF	80 SQ	16.7	1000	530	360	790	185	160	320



PR675/3SF1
80mm SQ Geared Top Wind Red
Ag Stand & Bracket c/w Drop Leg

Part No.	Outer Tube mm ²	Weight KG	Load Capacity KG	B	C	D	E	G	H
PR675/3SF1	80 SQ	20	2500	570	300	855	235	220	390



DG590/3SF
70mm Square Side Wind
Z/Plated Stand & Bracket
(c/w Drop Leg)



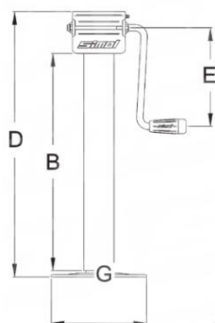
DG706/3SFW
80mm Squ. Side Wind Red Ag
Stand (c/w drop leg) (3 speed)



DG706/3SF
80mm Square Side Wind Red
Stand (c/w Drop Leg)

K450
110mm Square 4.5 Ton
Drop Leg Parking Jack

Part No.	Outer Tube mm ²	Weight KG	Load Capacity KG	B	C	D	E	G	H
DG590/3SF	70 SQ	12.5	1500	460	420	595	160	120x165	348
DG706/3SF	80 SQ	21	2500	500	290	685	225	220	276
DG706/3SFW	80 SQ	21	2500	500	290	685	225	220	276
K450	110 SQ	32	4500	600	310	700	325	250	300



DG706W
80mm SQ Side Wind Red Ag
Stand no drop leg (2 stage wind)

Part No.	Outer Tube mm ²	Weight KG	Load Capacity KG	B	D	E	G
DG706W	80 SQ	13.4	4000	500	620	225	220

Part No.	Description	Suit	
MS650	JACK HANDLE	LR3152/19	
F5	FLAT MOUNT PLATE	SQUARE STANDS	
LT/ST0141	WELD ON TUBE	LT2103 LT3153 LR3152/19 ST3154	
LT/ST0151	BOLT ON OR WELD ON TUBE	LR3152/19	
LF/SF0121	WELD ON PLATE	LF3151 SF3152	
040.02	MOUNT PLATE	H1140P	
SIM.DG706/ MAN	PVC HANDLE	PR675/3SF1; PE600; PE595; P560; P575; DG590; P575/3SF; DG706W; DG706/3SF; DG706/3SFW	